



National League
for Nursing

NLN STUDENT GUIDE TO ON-SITE TESTING with SELF REGISTRATION AND STUDENT PAY

Copyright, 2020, by the National League for Nursing. All rights reserved. No part of the exam may be reproduced, distributed, or transmitted in any form or by any means, including photocopying, recording, or other electronic or mechanical methods. Although the author and publisher have made every effort to ensure that the information in this exam is free from error, the author and publisher do not assume and hereby disclaim any liability to any party for any loss, damage, or disruption caused by errors and omissions, whether such errors or omissions result from negligence, accident, or any other cause. The content contained herein is not a substitute for seeking appropriate health care.

National League for Nursing 2600 Virginia Ave. NW Washington D.C. 20037



National League *for* Nursing

Welcome to the NLN Assessment Services Division's
Guide to taking an On-Site NLN Exam.

This guide will provide you with everything you need to:

- Create Your New NLN Account
- Register And Pay For Your On-site Exam
- How To Purchase Prep Materials And Practice Test
- How To Access Your Exam On Test Day
- How To Access Your Score Reports and Share Them With Your Institution.

Please take a few minutes to review this guide completely. If you have any questions, please use the resources provided in this document.

Thank You For Your Time And Best Of Luck On Your Exam!

Stay Safe and Be Well



National League for Nursing

TABLE OF CONTENTS	PAGE #
NLN Testing with a Student Paid Event	4
How to Create a New Account	5-10
Register and Pay for Your Exam	11-17
How to Purchase Prep Materials & Practice Exams	18-20
Day of the Exam	21-25
Starting the Exam	26-28
Accessing Score Reports	29-34
Miscellaneous	35
Test Information (SKU, length, # of questions, cost, time)	36
Prep and Practice Test Information (SKU, name and cost)	37
How to Reset Password	38
How to update Personal Profile	39
Frequently Asked Questions	40-41
Thank you	42



National League
for Nursing

TESTING WITH STUDENT PAID EVENT

1. Create your new account
2. Register for the exam
3. Purchase your exam
4. Purchase test prep or practice materials



**National League
for Nursing**

How to Create Your NEW NLN Account

1. Go to www.nlntest.org
2. Click on Create New Account

The screenshot shows the NLN user account creation page. At the top left is the NLN logo and the text 'National League for Nursing'. Below this is a blue navigation bar with the text 'Buy Exam'. The main heading is 'User account'. There are three tabs: 'Create new account' (highlighted in yellow), 'Log in', and 'Request new password'. The main content area says 'Welcome to the National League for Nursing Examination Portal!' and has two sections: 'Students' and 'School and Institution Administrators'. The 'Students' section contains a bulleted list of instructions. The 'School and Institution Administrators' section contains a paragraph of text.

NLN National League for Nursing

Buy Exam

User account

Create new account Log in Request new password

Welcome to the National League for Nursing Examination Portal!

Students

- This is a new NLN examination portal. Even if you have taken an NLN examination in the past, you **MUST** create a new account in this portal.
- Remember to select your school affiliation when creating your account.
- Once you have created a new account here, use the same account to login in the future. You only need to create one account.
- If you cannot remember your password, click on the "Request new password" tab and enter your email address to reset your password.

School and Institution Administrators

The National League for Nursing Customer Service Team will setup your account. Please contact NLN Customer service at 800-732-8656 if you require an account. If you already have an account, login using the form provided. Please **DO NOT** create a new account using the link on this page. Only students should register from this page.

Do Not Create Multiple Accounts
If You Forget Your Password, Simply Click on Request New Password



National League for Nursing

Use the Same Email Address for Username and Email

STEP # 2

This screen will pop up ,it is simple and does not identify your school in any way (If you see the same information as below you are in the right place).

We recommend using your email address as your username to keep things simple!

NLN National League for Nursing

Buy Exam

Create new account

Use the Same Email Address for Username and Email

Username *

E-mail address *

A valid e-mail address. All e-mails from the system will be sent to this address. The e-mail ad



National League for Nursing

Step # 3

Select Your School or Enter School Code (provided by your institution)



When registering your account
Be Sure To Choose Your Institution!

Not linking your school will prevent them from seeing your results.

Step # 4

Fill out the following:

FIRST NAME

LAST NAME

DATE OF BIRTH

IF YOUR SCHOOL
ASK YOU TO ADD INFO
DO SO HERE.



National League for Nursing

STEP # 5

Enter City



City *

Hometown

Enter State



State *

DC

Enter Phone



Phone *

555-867-5309

Click



Create new account



National League for Nursing

STEP # 6

You will then receive a
New Account/Welcome Message
in the email you provided. It will include a link to:

- Verify your account
- Reset your password
- Set your correct time zone

Please note: This is a one time use link for resetting your password and it will expire in 24 hours.



If you do not receive your reset email, please contact Student Services at 1-800-732-8656 ext. # 2 Monday thru Friday 8am – 4pm Central time



Reset password and set time zone

My Assessments My Results ▾ Buy Exam Register for Exam

howard.m.eisenberg@questionmark.com

You have just used your one-time login link. It is no longer necessary to use this link to log in. **Please change your password.**

View Edit Orders

Account Main Organization Primary Address Secondary Address Details

E-mail address *
howard.m.eisenberg@questionmark.com
A valid e-mail address. All e-mails from the system will be sent to this address. The e-mail address is not made public and will only be used if you wish to receive a new password or wish to receive certain news or notifications by e-mail.

Password
..... Password quality: **Good**

Confirm password
..... Passwords match: yes

After using the one-time use link to login; change your password.

Language settings

Language
English ▾

Locale settings

Time zone
America/New York: Tuesday, April 28, 2020 - 11:48 -0400 ▾

Remember to set your local time zone. That is important for booking an online proctoring appointment.

Save

After resetting your password logout and then log into www.NLNTEST.org

SAVE



National League
for Nursing

REGISTER & PAY FOR YOUR EXAM



National League for Nursing

1. Login to www.nlntest.org
2. At top, go to Register for Exam.

The screenshot shows the 'Register for Exam' page on the National League for Nursing website. The page has a dark blue header with the logo and the text '405669'. Below the header is a navigation bar with 'My Assessments', 'My Results', 'Buy Exam', and 'Register for Exam' (highlighted in green). A user profile 'QM Tech' is visible in the top right. The main content area is titled 'Register for Exam' and contains a form with the following fields: State/Province, City, Exam Name, Exam Date, and Site. There are 'Apply' and 'Reset' buttons. Below the form is a table of upcoming events with a yellow highlight on the first row.

Event	Exams	Site	Address	City	State/Province	Exam Date
QM PAX Jan 2021	Pre-Admission Exam Verbal	Questionmark - Trumbull	35 Nutmeg Dr US Headquarters	Trumbull	CT	20-Jan-2021 09:00

3. Review list of upcoming events at your school.
4. Click the title for any of interest.
5. Use Click to register for signing up.

QM PAX Jan 2021

Registration:
[Click to register](#)

Address:
35 Nutmeg Dr
US Headquarters
Trumbull, CT 06611
United States

Exam Date: Wednesday, January 20, 2021 - 09:00

Exam:
Pre-Admission Exam Verbal



National League for Nursing

6. Browse available exams.
7. Select your exam title from the drop-down menu.

Register

You are registering: *Myself*
Assessment *

Pre-Admission Exam Verbal ▼

[Save Registration](#)

Click Save Registration.



6. Choose your exam quantity and it will show in your shopping cart.
7. Click Checkout

Shopping cart

Product	Price	Quantity	Remove	Total
Pre-Admission Exam	\$75.00	1	Remove	\$75.00

Total: \$75.00

Update cart Checkout

8. Click Continue to Next Step

Checkout

Shopping cart contents

Product	Price	Quantity	Total
Pre-admission Exam ACC for HyFlex	\$55.00	1	\$55.00
Order total			\$55.00

Exam Voucher Code

Do you have a voucher code? Enter it below for a free or discounted exam!

Voucher Code

If you have an applicable exam voucher code, enter it here.

Add voucher

Continue to next step or Cancel



National League for Nursing

9. The Pay with Credit Card should Auto Populate
10. Click on Next Step

Account information

E-mail address *kwi*

Payment

Pay with Credit Card \

or [Go back](#)



National League for Nursing

11. Please fill out this form completely and then press continue

The screenshot shows a checkout page for 'question mark'. The cart contains one item: 'Pre-admission Exam ACC for HyFlex - 1.0' with a quantity of 1, unit price of \$55.00, and a total value of \$55.00. The billing currency is USD (\$). The total price is \$55.00. The page is divided into 'Billing Information' and 'Payment Options' sections. The 'Billing Information' section includes fields for first name, last name, address, city, zip/postal code, country, state/province, email, and confirm email. The 'Payment Options' section includes a dropdown for billing currency (USD - United States Dollar), a card number field, a card expiration date field (Month and Year), a security code field, and a card holder name field. A blue 'Continue' button is located at the bottom right of the 'Payment Options' section. A red arrow points from the text 'then press continue' to the 'Continue' button. The page also features a 'Back to shopping' link, a 'Secure Checkout' lock icon, and logos for VISA, MasterCard, PayPal, and MIRE TRANSFER. At the bottom, there is an 'Additional Information' section with a checkbox for 'I accept these terms and conditions.*' and a '2checkout' logo.



ALL Payment Issues Must Be Addressed With
2Checkout at [2Checkout](#)



National League for Nursing

14. Payment will confirm.

The screenshot shows the NLN website interface. The top navigation bar includes 'My Assessments', 'My Results', 'Buy Exam', and 'Register for Exam'. The user is identified as 'Josh Eisenberg'. The main content area displays 'Confirming Payment' and a message: 'Please wait while we confirm your payment ...' followed by a loading spinner icon.

15. You will receive a payment confirmation.

The screenshot shows the NLN website interface. The top navigation bar is the same as in the previous screenshot. The main content area displays 'Checkout complete' and a message: 'Your order number is 14. You can view your order on your account page when logged in. Return to My Assessments.'

16. Return to My Assessments and you will see your scheduled exam

The screenshot shows the NLN website interface. The top navigation bar includes 'My Assessments', 'My Results', 'Buy Exam', and 'Register for Exam'. The user is identified as 'QM Tech'. The main content area displays 'My Assessments' and a message: 'Remember to set your local time zone before you schedule your exam appointment. You can change your time zone by editing your user profile. You have no scheduled assessments.'

On-site

Event Name	Site	Location	Date	Exam	Start
QM PAX Jan 2021	Questionmark - Trumbull	35 Nutmeg Dr	20-Jan-2021	Pre-Admission Exam Verbal	

Congratulations, you have now registered for your exam!



National League
for Nursing

Purchasing Prep Materials and Practice Exams



National League for Nursing

Step # 1

Log into www.nlintest.org

Step # 2

Select Buy Exam and this screen will pop up.

- Enter the *SKU* into the box **SKU Contains** and hit apply. *(for a list of SKU's please see the reference page in the back of this guide.*

NLN National League
for Nursing

My Assessments My Results ▾ Buy Exam Register for Exam

Search Catalog

Exam type
- Any - ▾

SKU Contains

Exam name contains

▼ Proctor Option

Examiity
 Proctorio / HyFlex

▼ Student Products

ADA Version
 Test Prep
 Practice Test

▼ School Products

PAX
 NCLEX
 NACE
 In Practice
 Achievement

Apply Reset



National League for Nursing

Once you have located the materials you need please complete the following steps:

1. Enter the **Quantity** you would like to purchase
2. Click the **Add to Cart** button

The screenshot shows the 'Buy Exam' interface with a navigation bar at the top containing 'Administration', 'Reporting', 'Analytics', 'Results', and 'Buy Exam'. A green message banner at the top states 'Pre-admission Exam for HyFlex added to your cart.' Below this, three exam cards are displayed:

- H-PAX:** Pre-admission Exam for HyFlex. Quantity: 1. Add to cart button. Type: Exam. Exams: Pre-Admission Exam Verbal. Proctor Option: Proctorio / HyFlex. School Products: PAX. Price: \$55.00.
- H-PAX ACC:** Pre-admission Exam ACC for HyFlex. Quantity: 1. Add to cart button. Type: Exam. Exams: Pre-Admission Exam Verbal. Proctor Option: Proctorio / HyFlex. Student Products: ADA Version. School Products: PAX. Price: \$55.00.
- E-PAX:** Pre-admission Exam for Exami... Quantity: 1. Add to cart button. Type: Exam. Exams: Pre-Admission Exam Verbal. Proctor Option: Exami... School Products: PAX. Price: \$80.00.

3. See Message stating the Exam added to your cart
4. Click on the **Shopping Cart**
5. Proceed through checkout

All test prep and practice exams will now show up under My Assessment Tab.

The screenshot shows the shopping cart interface. At the top right, there is a shopping cart icon with a notification bubble and the number '405669'. The user's name 'Leanne Furby' is visible in the top right. A green message banner at the top states 'Pre-admission Exam for HyFlex added to your cart.' Below this, the 'E-PAX ACC' exam card is shown with a quantity of 1 and an 'Add to cart' button. The card details include: Type: Exam, Exams: Pre-Admission Exam Verbal, Proctor Option: Exami..., Student Products: ADA Version, School Products: PAX, and Price: \$80.00.



Day of the Exam

Prior to the Exam

- Arrive a few minutes early, well rested and focused
- You will need to have your Government Issued photo ID available
- Calculator and White Board if Approved by your institution
- Your NLN log in and password
- Please remind your proctor of any accommodations request.

After the Exam

- Follow any directions given to you by the Proctor
- Results for PAX exams will be available in your results tab and with your institution in approx. 4 hours.
- Results for all other exams will be available immediately to you and the institution in your NLN Account under NLN Student Reports.

PLEASE DO NOT CONTACT THE NLN TO HAVE YOUR RESULTS SENT TO THE INSTITUTION. SCORES ARE AUTOMATICALLY AVAILABLE TO ADMIN AT THE SAME TIME YOU RECEIVE THEM.*

***If you are contacted by the Institution that your scores are not appearing you will need to fill out this form [Authorization to Release Scores](#)**



**National League
for Nursing**

NLN requires that all agreements are accepted before allowing the exam to begin.

1 You certify that you are not accepting or utilizing any external help to complete the exam and are the applicable exam taker who is responsible for any violation of exam rules. You understand and acknowledge that all exam rules will be supplied by the applicable university or test sanctioning body, and the company will have no responsibility with respect thereto. You agree to participate in the disciplinary process supported by the university or test sanctioning body should any such party make such request of you in connection with any violation of exam rules.

2 You agree that you will be held accountable for all infractions associated with identity misrepresentation and agree to participate in the disciplinary process supported by the university or test sanctioning body should any such party make any request of you.

3 You understand that by using any of the features of the NLN web site and services, you act at your own risk, and you represent and warrant that (a) you are the enrolled student who is authorized to take the applicable exam and (b) the identification you have provided is completely accurate and you fully understand that any falsification will be a violation of these terms of use and will be reported to the appropriate university or test sanctioning body.

4 You acknowledge that your webcam and computer screen may be monitored and viewed, recorded and audited to ensure the integrity of the exams. You agree that no one other than you will appear on your webcam or computer screen. You understand and acknowledge that such data, along with your test answers, will be stored, retrieved, analyzed and shared with the university or test sanctioning body, in our discretion, to ensure the integrity of the exams.

Identification requirements

Candidates are expected to provide the following identification:

- An original, current (valid) ID issued by a city/state/federal government agency.
- Your first and last names must match the name on your NLN testing account you created.
- The photo must be clearly recognizable as you.



Unacceptable Documents

- | | | | |
|---|---|--|---|
| <ul style="list-style-type: none"> • Bond Receipt or Bail/Bond Card • Business Card • Check Cashing Card • Club/Fraternal Membership Card • College or University ID Card • Commercially produced (non-State or unofficial) ID Card | <ul style="list-style-type: none"> • DHS Card or documents (Department of Human Services) • Fishing License • HFS Card (Healthcare and Family Services) • Handwritten ID/Employment Card • Hunting License | <ul style="list-style-type: none"> • Illinois Concealed Carry Card • Illinois FOID Card • Instruction Permit/Receipt • Insurance Card • International Driving Permit • Library Card • Personal Mail | <ul style="list-style-type: none"> • Traffic Citation (Arrest Ticket) • Unlicensed Financial Institution Loan Papers • Vehicle Registration • Video Club Membership Card • Wallet ID |
|---|---|--|---|

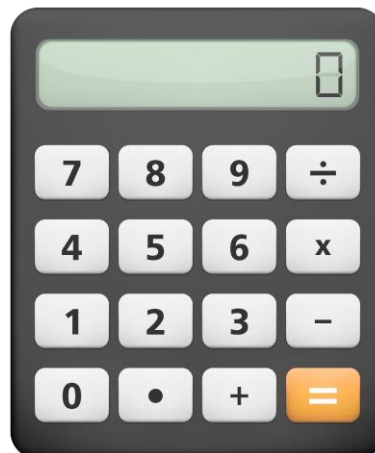
Use of a Whiteboard & Calculator

You are allowed a single **whiteboard** no larger than 8 1/2 x 11 inches. (The size of a standard sheet of letter paper)

The following rules apply:

- An erasable whiteboard and marker may be used during the exam.
- The whiteboard may not be removed from the testing room during the exam.
- The proctor will confirm the whiteboard is clean on front and back at the start of the exam.
- The test taker must demonstrate the marker is erasable by:
 - writing their name on the board and showing it to proctor
 - erasing his or her name and displaying to proctor again
- If the board does not easily wipe clean, it may not be used during the exam
- The proctor may ask any time during the exam to view the whiteboard.
- The whiteboard may not be used to block screen or camera at any time.
- The whiteboard must remain flat on the desk.
- Writing on any materials other than the whiteboard is strictly prohibited and will result in an incident report and results will be placed on hold.

A **Basic Calculator** may be used, however, no phones, scientific or other advanced devices are allowed.



How to Navigate an Assessment

A question-by-question assessment contains questions on separate pages. To move between questions, you can:

- Use the **Next question** and **Previous question** buttons by clicking them (or touching them on a touchscreen) or pressing the spacebar (when selected). If you're viewing the assessment in a window with a small area, the Next and Previous buttons may be replaced by < and > buttons,



National League
for Nursing

STARTING THE EXAM



To start a NLN assessment:

1. Click **My Assessments** to view assessments only.
2. Find the desired assessment and click the start button. If testing onsite, wait until instructed by the proctor.

A screenshot of the 'My Assessments' web interface. The top navigation bar is blue and contains links for 'My Assessments', 'My Results', 'Buy Exam', and 'Register for Exam'. The main content area is white and features a heading 'My Assessments' followed by two filter buttons: 'Proctored' and 'Unproctored'. Below the filters, there is a section titled 'On-site' containing a table with one data row and five columns: Event Name, Site, Location, Date, and Exam.

Event Name	Site	Location	Date	Exam
Student Paid exam test01	QM Academy - Orlando	123	12-Jun-2019	NACE I Nursing Care of Child

My Assessments My Results ▾ Buy Exam Register for Exam Partici

My dashboard

The changes have been saved.


My Assessments

Proctored

On-site

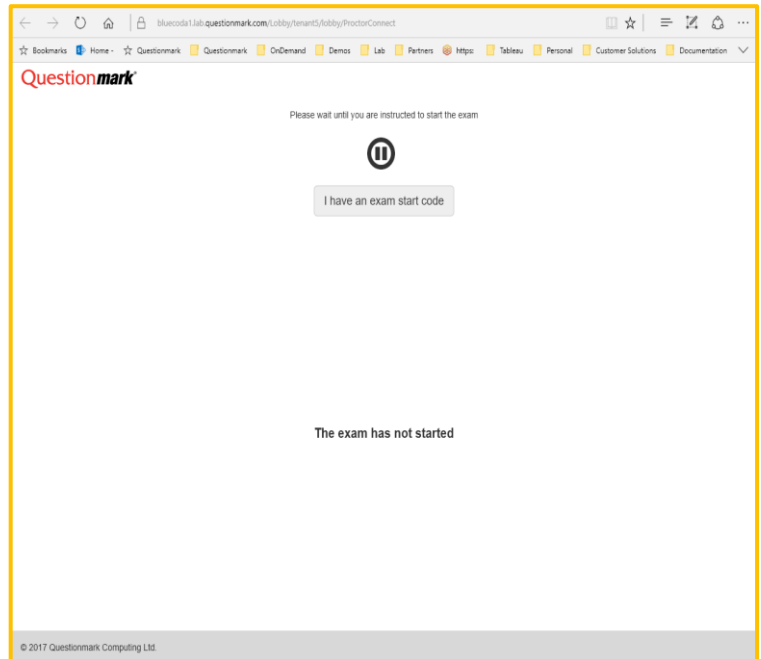
Event Name	Site	Location	Date	Exam	Start
Exam Credit Test01	QM Academy - Louisville	123	14-Jun-2019	NCLEX PN Comprehensive Nursing	Launch

Unproctored




The candidate's launch link will only appear AFTER the Proctor checks-in the candidate for the event.

Upon launching the exam, the candidate will be required to enter an unlock code provided by the proctor



Questionmark

Please wait until you are instructed to start the exam



I have an exam start code

The exam has not started

© 2017 Questionmark Computing Ltd

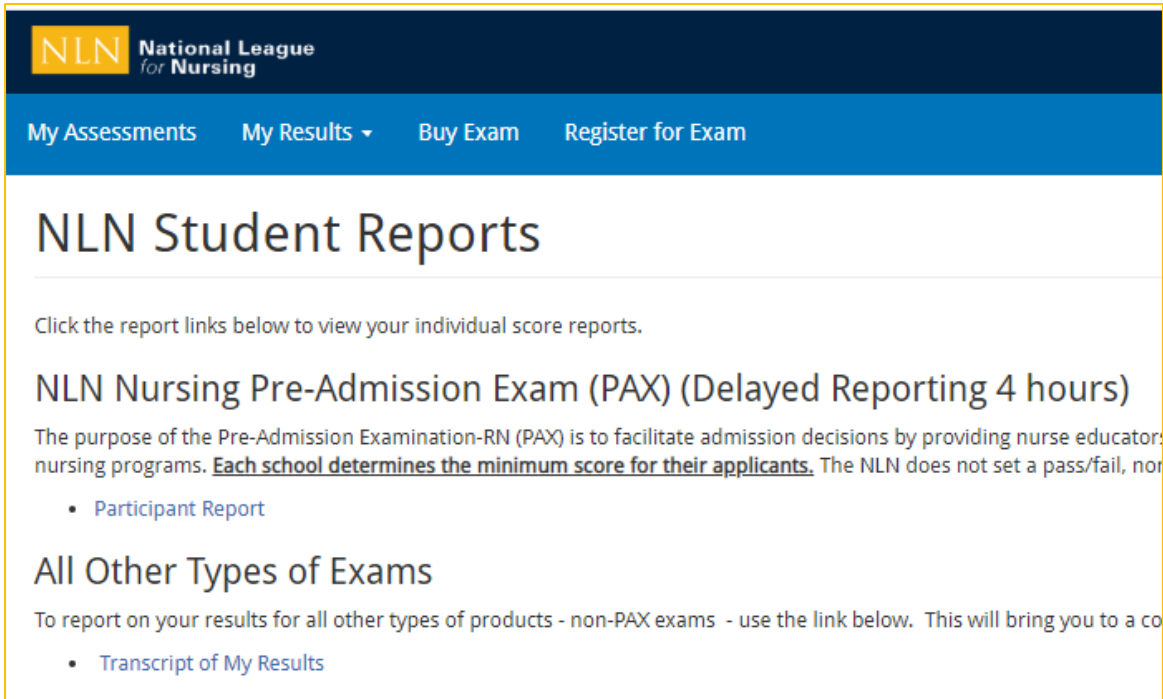


ACCESSING STUDENT SCORES

- Results Dashboard
- How to Access PAX Reports & Understanding the PAX Participant Report
- How to Access Non-PAX Reports & Understanding the Student Coaching Report



- 1.) Log in to www.nlintest.org
- 2.) Enter your Username and Password
- 3.) Click on My Results (This is what you should see)



The screenshot shows the NLN Student Reports page. At the top is the NLN logo and navigation links: My Assessments, My Results (with a dropdown arrow), Buy Exam, and Register for Exam. The main heading is "NLN Student Reports". Below it is a sub-heading "NLN Nursing Pre-Admission Exam (PAX) (Delayed Reporting 4 hours)". A paragraph explains the purpose of the PAX exam and states that each school determines the minimum score for their applicants. Below this are two bullet points: "Participant Report" and "Transcript of My Results".

Your institution will provide additional information regarding:

- Required score
- Process for Repeating the exam

Helpful
Tips

The NLN does not set a pass/fail score.

Your assessment report will be available to access from this account for up to one year.



How to Access PAX Assessment Reports

1. From **My Dashboard** click on **My Results**.
2. For your PAX scores click the **Participant Report**.

The screenshot shows the NLN Student Reports page. At the top, there is a navigation bar with links for 'My Assessments', 'My Results', 'Buy Exam', and 'Register for Exam'. Below this, the page is titled 'NLN Student Reports'. A section titled 'NLN Nursing Pre-Admission Exam (PAX) (Delayed Reporting 4 hours)' contains a list of links. The link 'Participant Report' is highlighted with a red rectangular box. Other visible links include 'Participant Report', 'All Other Types of Exams', and 'Transcript of My Results'. The page also includes a sidebar with 'Important Information for Candidates', 'Sign Up for Your Online Exam', and 'Preparing for Your Exam' sections.



Interpreting PAX Reports

1. Select a result/date from the drop-down menu.
2. Select **Run Report**. You will view your report on-screen or export it to PDF.
3. The **Composite Score** is a statistical calculation for the combined three sections.
4. The **Percent Correct** is the number of test items answered correctly / total # of test items.
5. The **SEM (Standard error of measurement)**. A statistical score that indicates the expected average change in your score if you immediately re-tested.
6. The **Percentile Rank** is a comparison your score to the norm sampling group of students.

The screenshot displays the NLN PAX Participant report interface. At the top, there is a navigation bar with links for Administration, My Assessments, My Results, Buy Exam, and Register for Exam. Below this, the page title is "PAX Participant" and the breadcrumb is "NLN Reports / Participant Report". A dropdown menu shows the selected exam date as "[2020-04-10] Pre-Admission Exam Verbal", with buttons for "Run Report" and "PDF Export".

The main content area is titled "Pre-Admission Examination Score Report" and includes the following information:

- Name:** Tom Gillkison
- ID:** tgilkison1
- School:** ABC School - Orlando
- Date:** 4/10/2020

The NLN logo is displayed on the right side of the report.

Below the personal information, there are two summary sections:

- RN Program Applicants:** Composite Score: 92, SEM: ±6.6, Percentile Rank: 34%
- PN Program Applicants:** Composite Score: 92, SEM: ±6.6, Percentile Rank: 28%

At the bottom, there are two detailed tables for subject performance:

RN				
Ability	# of Questions	% Correct	SEM	Percentile Rank
Verbal	60	55%	±6%	55
Math	40	45%	±6%	9
Science	60	53%	±6%	51

PN				
Ability	# of Questions	% Correct	SEM	Percentile Rank
Verbal	60	55%	±6%	50
Math	40	45%	±7%	5
Science	60	53%	±6%	61



How to Access All Other Reports

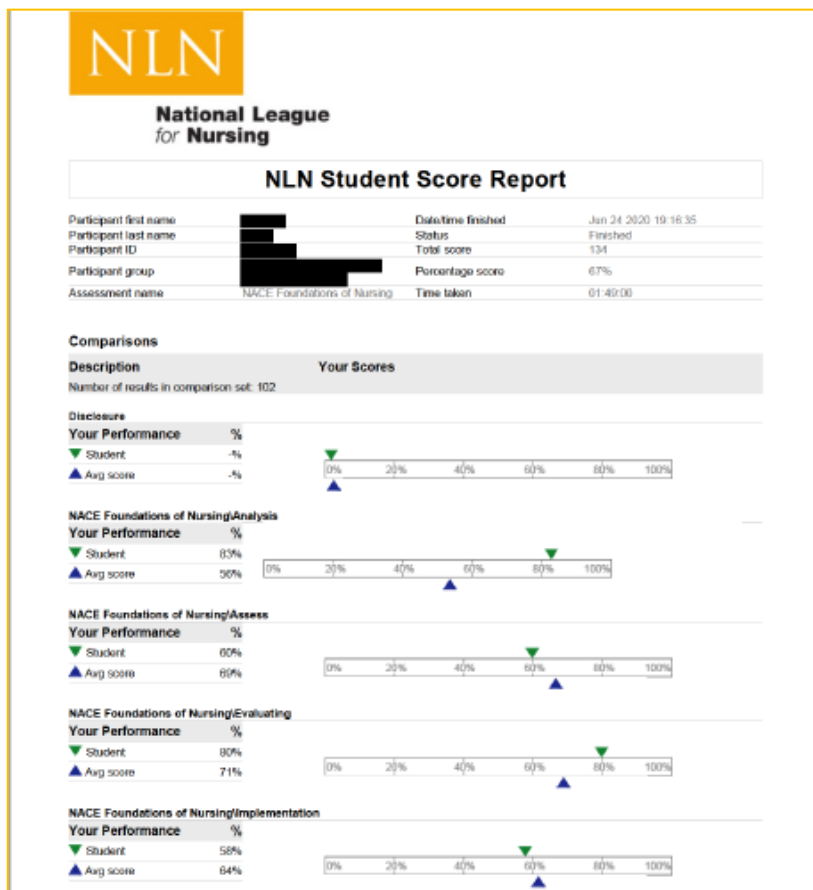
1. From **My Dashboard** click on **My Results**.
2. For all other exams click **Transcript of My Results**

The screenshot shows the NLN Student Reports page. At the top, there is a navigation bar with links for 'My Assessments', 'My Results', 'Buy Exam', and 'Register for Exam'. Below this, the page title is 'NLN Student Reports'. A sub-header reads 'Click the report links below to view your individual score reports.' There are two main sections: 'NLN Nursing Pre-Admission Exam (PAX) (Delayed Reporting 4 hours)' and 'All Other Types of Exams'. Under 'All Other Types of Exams', there is a list with one item: 'Transcript of My Results', which is highlighted with a red rectangular box. The page also includes a sidebar with 'Important Information for Candidates', 'Sign Up for Your Online Exam', and 'Preparing for' sections, and a 'Contact Us' section at the bottom left.



Interpreting Coaching Reports

1. Select a result/date from the drop-down menu.
2. Select **Run Report**. You will view your report on-screen or export it to PDF.
3. The **Total Score** is the number of questions you answered correctly.
4. The **Percentage score** is the number of test items answered correctly / total # of test items.
5. The **Average Score** is used to compare how other students scored on the same exam across the US.





MISCELLANEOUS

- Onsite Exam Information (Titles, Length of Exam, # of items and Price)
- Practice Exams and Test Prep Available
- FAQ's
- Resetting Password
- Updating Account Profile

NLN ON-SITE TESTING EXAM DETAILS

SKU	TITLE	AMOUNT	ITEMS	LENGTH OF EXAM
C- PAX	Pre-admission Exam for Campus	\$45.00	40/60/40	120 min
C-NRA	Nursing Care of Adults for Campus	\$70.00	200	160 min
C-NRC	Nursing Care of Children for Campus	\$40.00	100	120 min
C-NRCB	Nursing Care of Childbearing Family for Campus	\$40.00	100	120 min
C-NRF	Foundations of Nursing for Campus	\$70.00	200	160 min
C-NRMD	Nursing Care of Client with Mental Disorder for Campus	\$40.00	100	120 min
C-PN-AH	PN Adult Health Nursing	\$28.00	75	90 min
C -PN-CHN	PN Child Health Nursing	\$28.00	75	90 min
C-PN-MIN	PN Maternity Infant Nursing	\$28.00	75	90 min
C-PN-MHC	PN Mental Health Concepts	\$28.00	75	90 min
C-PN-P	PN Pharmacology	\$28.00	75	90 min
C-RN-BNCI	RN Basic Nursing Care I	\$28.00	75	90 min
C-RN-BNCII	RN Basic Nursing Care II	\$28.00	75	90 min
C-RN-MHN	RN Mental Health Nursing	\$28.00	75	90 min
C-RN-NCAI	RN Nursing Care of Adults I	\$28.00	75	90 min
C-RN-NCAII	RN Nursing Care of Adults II	\$28.00	75	90 min
C-RN-NCC	RN Nursing Care of Children	\$28.00	75	90 min
C-RN-NCCF	RN Nursing Care of Childbearing Family	\$28.00	75	90 min
C-RN-P	RN Pharmacology	\$28.00	75	90 min
C-RN-PA	RN Physical Assessment	\$28.00	75	90 min
C-RN-PCN	RN Pharmacology in Clinical Nursing	\$28.00	75	90 min
C-AP	Multi Anatomy and Physiology	\$28.00	75	90 min
C-NUT	Multi Nutrition	\$28.00	75	90 min
C-MICRO	Multi Microbiology	\$28.00	75	90 min
C- NCLEX-PN	NCLEX Readiness PN	\$45.00	100	120 min
C- NCLEX-RN	NCLEX Readiness RN	\$45.00	100	120 min



TEST PREP / PRACTICE EXAMS / FLASH CARDS

Student must have an NLN Account to Access these materials

SKU	TITLE	AMOUNT	ITEMS	LENGTH OF EXAM
FC-PN	NLN Flash Cards for PN	\$20.00	varies	untimed
FC-RN	NLN Flash Cards for RN	\$20.00	varies	untimed
PAX-PREP-B-MATH	PAX Prep Bonus Math Exam	\$20.00	40	40 min
PAX-PREP-B-SCIENCE	PAX Prep Bonus Science Exam	\$20.00	60	40 min
PAX-PREP-B-VERBAL	PAX Prep Bonus Verbal Exam	\$20.00	60	40 min
PAX-PREP-MATH	PAX Prep Math Exam	\$25.00	varies	untimed
PAX-PREP-SCIENCE	PAX Prep Science Exam	\$25.00	varies	untimed
PAX-PREP-VERBAL	PAX Prep Verbal Exam	\$25.00	varies	untimed
PRAC-MU-N	PRAC MU Nutrition	\$15.00	varies	untimed
PRAC-PN-AHN	PRAC PN Adult Health Nursing	\$15.00	varies	untimed
PRAC-PN-CHN	PRAC PN Child Health Nursing	\$15.00	varies	untimed
PRAC-PN-F	PRAC PN Fundamentals	\$15.00	varies	untimed
PRAC-PN-MHC	PRAC PN Mental Health Concepts	\$15.00	varies	untimed
PRAC-PN-MIN	PRAC PN Maternity Infant Nursing	\$15.00	varies	untimed
PRAC-PN-P	PRAC PN Pharmacology	\$15.00	varies	untimed
PRAC-RN-BNCI	PRAC RN Basic Nursing Care I	\$15.00	varies	untimed
PRAC-RN-BNCII	PRAC RN Basic Nursing Care II	\$15.00	varies	untimed
PRAC-RN-NCAI	PRAC RN Nursing Care of Adults I	\$15.00	varies	untimed
PRAC-RN-NCAII	PRAC RN Nursing Care of Adults II	\$15.00	varies	untimed
PRAC-RN-NCC	PRAC RN Nursing Care of Children	\$15.00	varies	untimed
PRAC-RN-NCCF	PRAC RN Nursing Care of Childbearing Family	\$15.00	varies	untimed
PRAC-RN-P	PRAC RN Pharmacology Assessment	\$15.00	varies	untimed
PRAC-RN-PA	PRAC RN Physical Assessment	\$15.00	varies	untimed

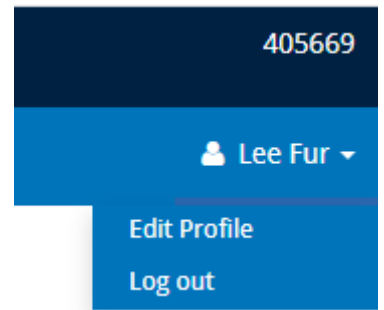


How to Reset My Password

1. Go to www.nlntest.org
2. Click **Request New Password**
3. Enter your username or email address in the **Username or email address** field.
4. Click **Email new password**.
5. Go to the one-time link in the email sent to you.
6. Click **Log in**
7. Change your password.
8. Click **Save**.

To update your NLN profile:

1. Go to www.nlintest.org
2. Click your username in the portal menu, and select **Edit profile**
3. In the **Edit** tab, you can change your password, email address, phone number, time zone, etc.
4. Click to **save** changes.



View
Edit
Orders

Account
Main
Organization
Primary Address
Secondary Address
Details

Current password

Enter your current password to change the E-mail address or Password. Request new password.

E-mail address *

lmfurby@QM.edu

A valid e-mail address. All e-mails from the system will be sent to this address. The e-mail address is not made public and will only be used if you wish to receive a new password or wish to receive certain news or notifications by e-mail.

Password

Password quality: _____

Confirm password

▼ Email settings

Plaintext email only

Language settings

Language

English
▼

▼ Locale settings

Time zone

America/Chicago: Saturday, August 1, 2020 - 18:04 -0500
▼

Save



Why can I not log into my account?

Are you logging into the new portal site www.nlntest.org? Do you have more than one account?

Why can my school not see my scores?

You did not choose a school when setting up your account.

What can I do about that?

[Please complete this form Authorization to Release Scores](#)

How do I request a copy of my scores be sent to another location?

[Please complete this form Authorization to Release Scores](#)

Does the NLN limit the number of times a student takes an exam?

No, but your school may have restrictions - please check with your institution for more information.

Can I use a calculator and a whiteboard?

Please see the information on page 24 of this guide

How much time does the NLN recommend a student take between exams?

The only recommendation we make is that a student wait 24 hours between PAX exams

How do I report and issue with an exam?

[NLN STUDENT SUPPORT](#)

How long are the exams?

Please see the information on page 36/37 of this guide

How many questions?

Please see the information on page 36-37 of this guide

What is the cut score? Pass/Fail?

The NLN does not suggest, nor set, cut scores or pass fail percentages



Frequently Asked Questions

I was over charged when I bought my exam and I need a refund

Please contact 2Checkout for all refund questions. <https://www.2co.com/#contactUs>

I would like my test to be hand scored.

[NLN Student Customer Support](#)

How do I reset my password?

See page 38 of this guide

How do I update my profile?

See page 39 of this guide

I recently got married/divorced how do I change my name on my profile?

Please email studenthelp@nlm.org

How long does the NLN keep scores on file?

Three years

What is your refund policy?

The NLN has a strict NO REFUND POLICY unless you have been over charged. Exams that have been taken or launched ARE NOT eligible for a refund. All refund request are to be made to our vendor <https://www.2co.com/#contactUs>

**To reschedule your test date, please contact your institution.
The NLN DOES NOT SCHEDULE OR RESCHEDULE TESTING EVENTS.**



**National League
for Nursing**

Thank You For Your Time!

If you have any additional questions, please feel free to reach out to the NLN Assessment Services Division and one of our team members will be happy to assist you.

PHONE:

1-800-732-8656 ext. #2

EMAIL:

studenthelp@nlm.org

NLN STUDENT SUPPORT:

[NLN Student Customer Support](#)

**Please note: Customer Service Is Available
Monday thru Friday
8am – 4pm (Central Time)**